

SACT Update

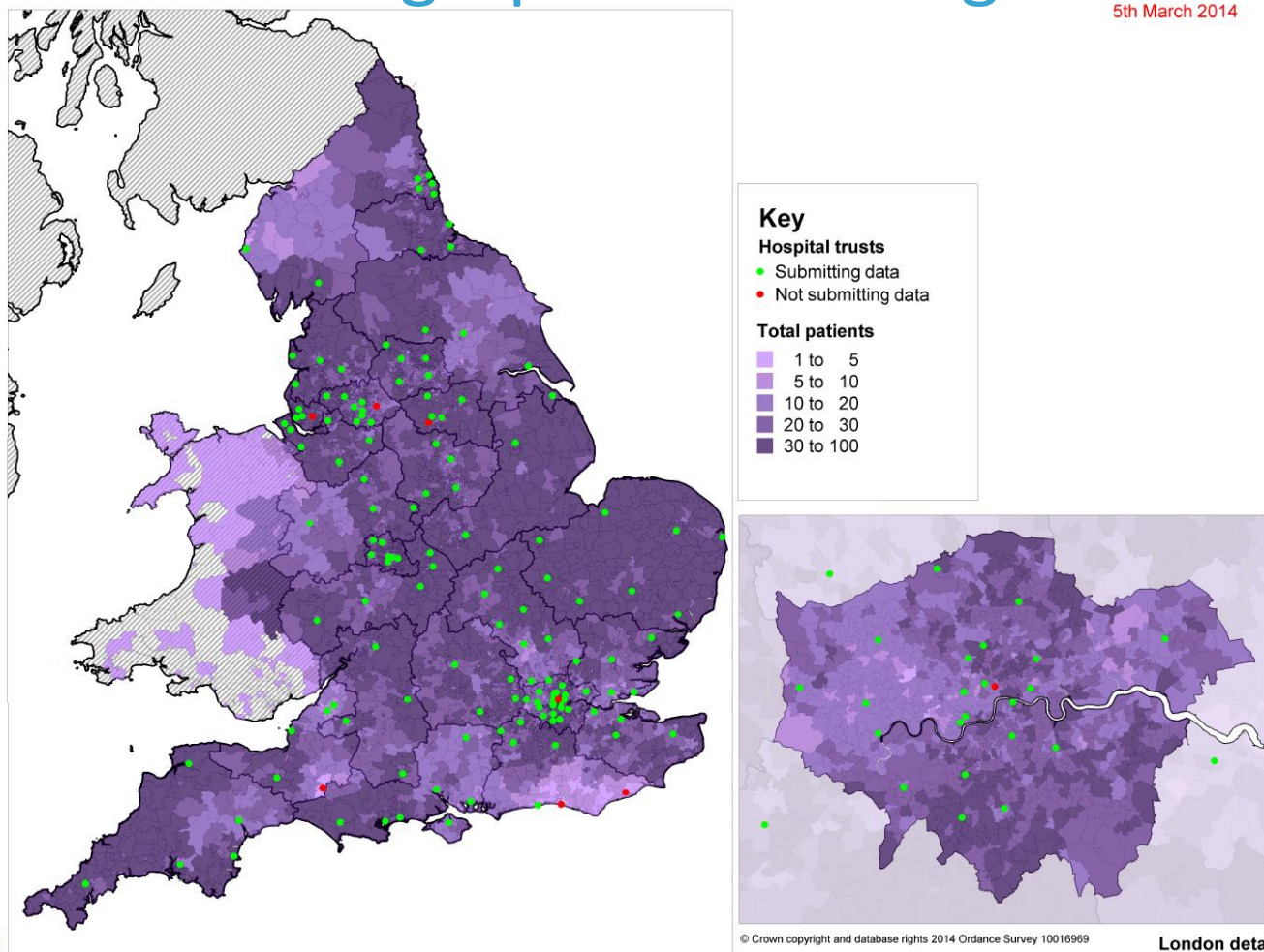
Kellie Peters

Background

- The national collection of **all** cancer chemotherapy information in the **NHS in England** commenced on **1st April 2012**. This is in line with the requirements of the Department of Health's policy document **Improving Outcomes: A Strategy for Cancer** January 2011.
- The **Systemic Anti-Cancer Therapy (SACT)** Information Standard:
 - applies to **all** organisations providing **cancer chemotherapy services in or funded by the NHS in England** relates to all cancer patients, both **adult AND paediatric**, in **acute inpatient, daycase outpatient settings** and **delivery in the community**;
 - Covers chemotherapy treatment for **all solid** and **haematological** malignancies, including those in clinical trials;

Geographical Coverage

5th March 2014



Monthly snapshot - Cumulative figures

The figures listed below represent the number of patients reported to the CIU, for whom treatment activity has been submitted for the period covering February 2013 through January 2014 inclusive.

	Jan'13 to Dec'13	Feb'13 to Jan'14
Patients Receiving Drug Treatments	132,597	134,185
Regimens Commenced	218,208	220,499
Cycles Commenced	582,120	595,567

Source: SACT dataset; retrieved 5th March 2014

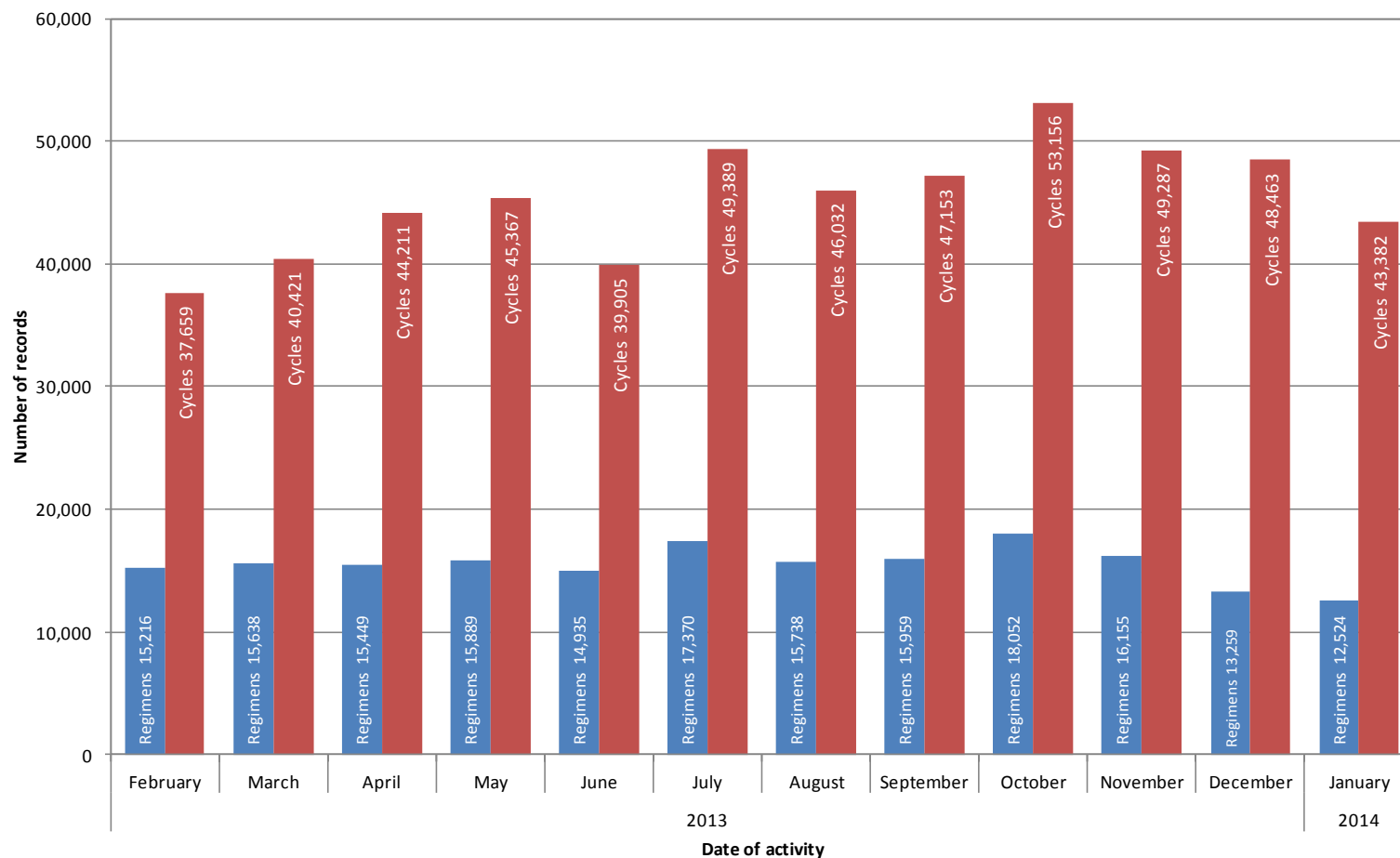
SACT Data Completeness report (February 2013 to January 2014)

	England						
Number of patients	% NHS Number	% Date of Birth	% Current gender	% Ethnicity	% Patient postcode		
134,185	100%	100%	97%	93%	100%		
Number of tumour records	% GP Practice Code	% GMC Code	% Consultant Specialty	% Primary diagnosis	% Morphology	% Stage of disease at start of programme	
141,303	82%	88%	89%	100%	44%	23%	
Number of regimens	% Programme number	% Regimen number	% Treatment intent	% Regimen name	% Height at start of regimen	% Weight at start of regimen	% Performance Status at start of regimen
220,499	56%	56%	75%	100%	48%	50%	31%
	% Comorbidity adjustment	% Date of decision to treat	% Start date of regimen	% Clinical trial	% Chemo radiation	% Number of cycles planned	
	26%	82%	100%	66%	50%	48%	
Number of cycles	% Cycle number	% Start date of cycle	% Weight at start of cycle	% Performance Status at start of cycle	% OPCS procurement code	% of Cycles with Drug records	
595,567	100%	93%	45%	29%	50%	79%	
Number of drug records	% Drug name	% Actual dose per administration	% Administration route	% Administration date	% OPCS Delivery code	% Organisation code of drug provider	
1,476,321	100%	93%	90%	100%	56%	95%	
Number of outcome records	% Date of Final Treatment	% Regimen modification (dose reduction)	% Regimen modification (time delay)	% Regimen modification (stopped early)	% Regimen outcome summary	% Date of death	
119,839	26%	37%	12%	27%	6%	4%	

54% of regimens

Source: SACT dataset; retrieved 5th March 2014

Total number of regimens and cycles starting by month of activity

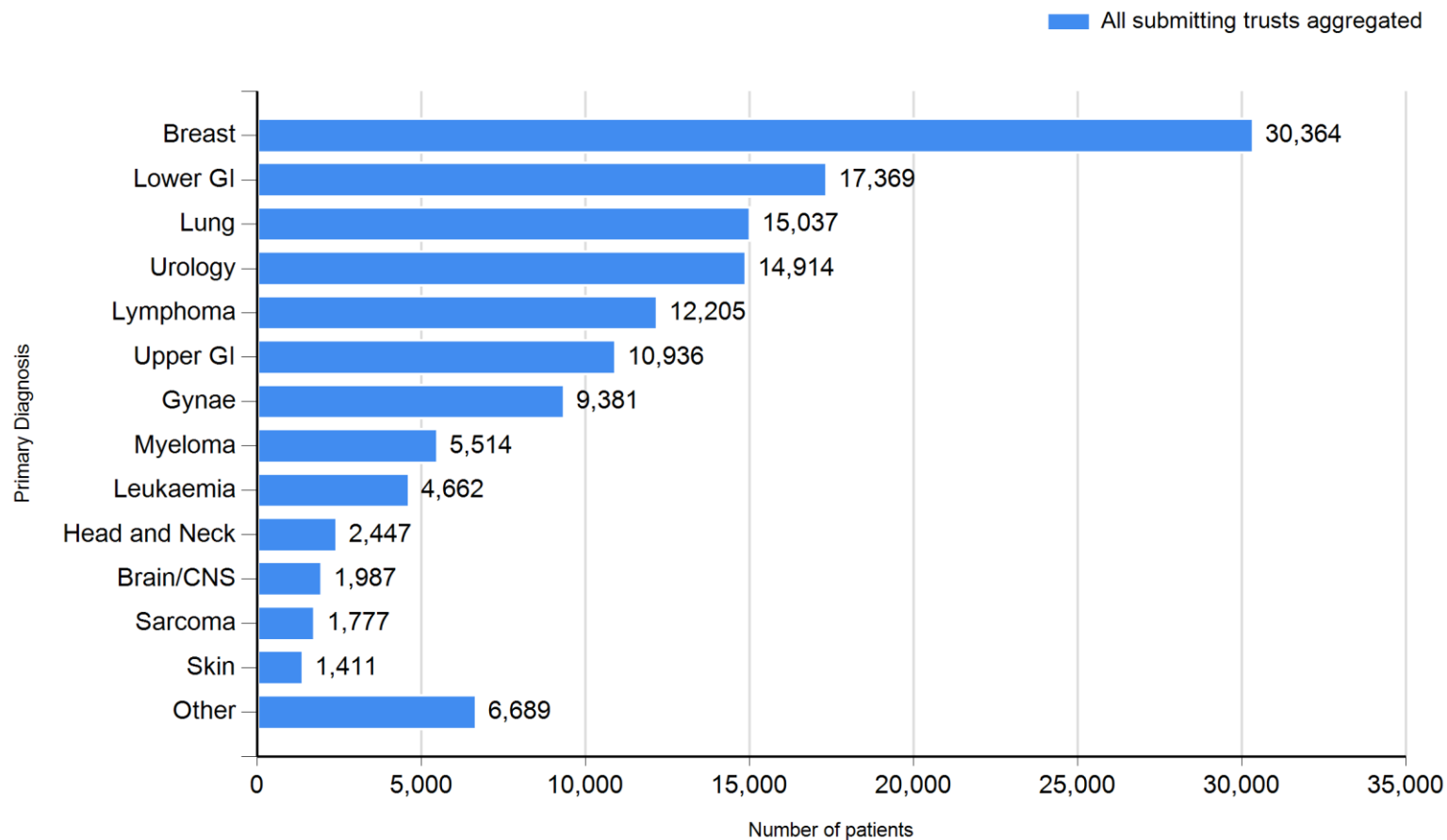


Source: SACT dataset; retrieved 5th March 2014

Number of Patients by Diagnostic Group

All submitting trusts aggregated

Data received for January 2013 - December 2013. Patients aged 16 and over



Number of Patients by Diagnostic Group

All submitting trusts aggregated

Data received for January 2013 - December 2013. Patients aged 16 and over

Table: Patients by Diagnostic Group

Primary Diagnosis	Number of patients
	All submitting trusts aggregated
Brain/CNS	1,987
Breast	30,364
Gynae	9,381
Head and Neck	2,447
Leukaemia	4,662
Lower GI	17,369
Lung	15,037
Lymphoma	12,205
Myeloma	5,514
Other	6,689
Sarcoma	1,777
Skin	1,411
Upper GI	10,936
Urology	14,914

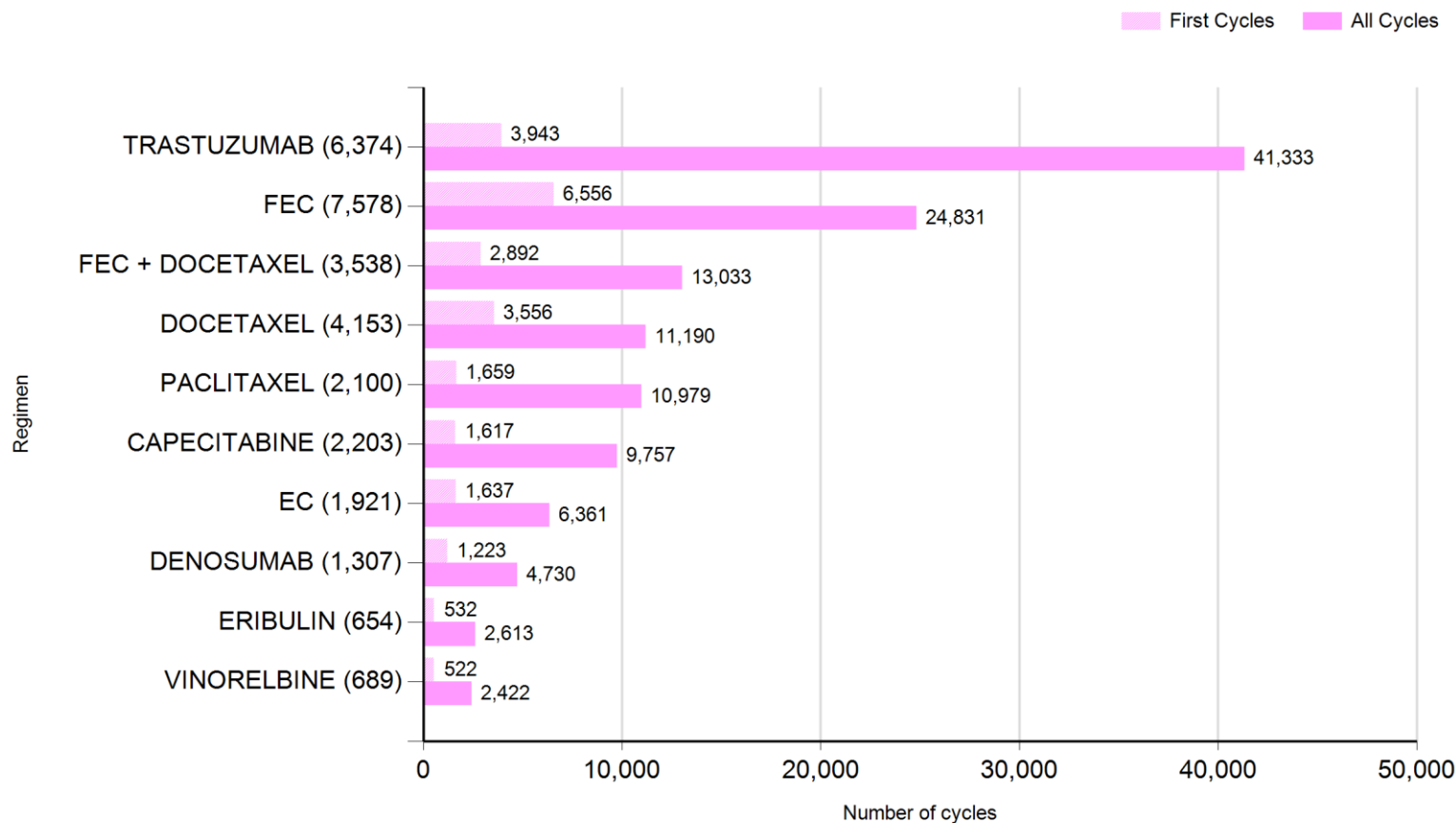
Top Regimens by Diagnostic Group

Breast (All)

ICD10: C50

All submitting trusts aggregated

Data received for January 2013 - December 2013. Patients aged 16 and over



Top Regimens by Diagnostic Group

Breast (All)

ICD10: C50

All submitting trusts aggregated

Data received for January 2013 - December 2013. Patients aged 16 and over

Table: List of top regimens

Regimen	Total Patients	First Cycles	Total Cycles
TRASTUZUMAB	6,374	3,943	41,333
FEC	7,578	6,556	24,831
FEC + DOCETAXEL	3,538	2,892	13,033
DOCETAXEL	4,153	3,556	11,190
PACLITAXEL	2,100	1,659	10,979
CAPECITABINE	2,203	1,617	9,757
EC	1,921	1,637	6,361
DENOSUMAB	1,307	1,223	4,730
ERIBULIN	654	532	2,613
VINORELBINE	689	522	2,422
<i>Other (317 regimens, including 23 other TRIAL regimen and 107 unrecognised)</i>	7,888	6,119	31,314

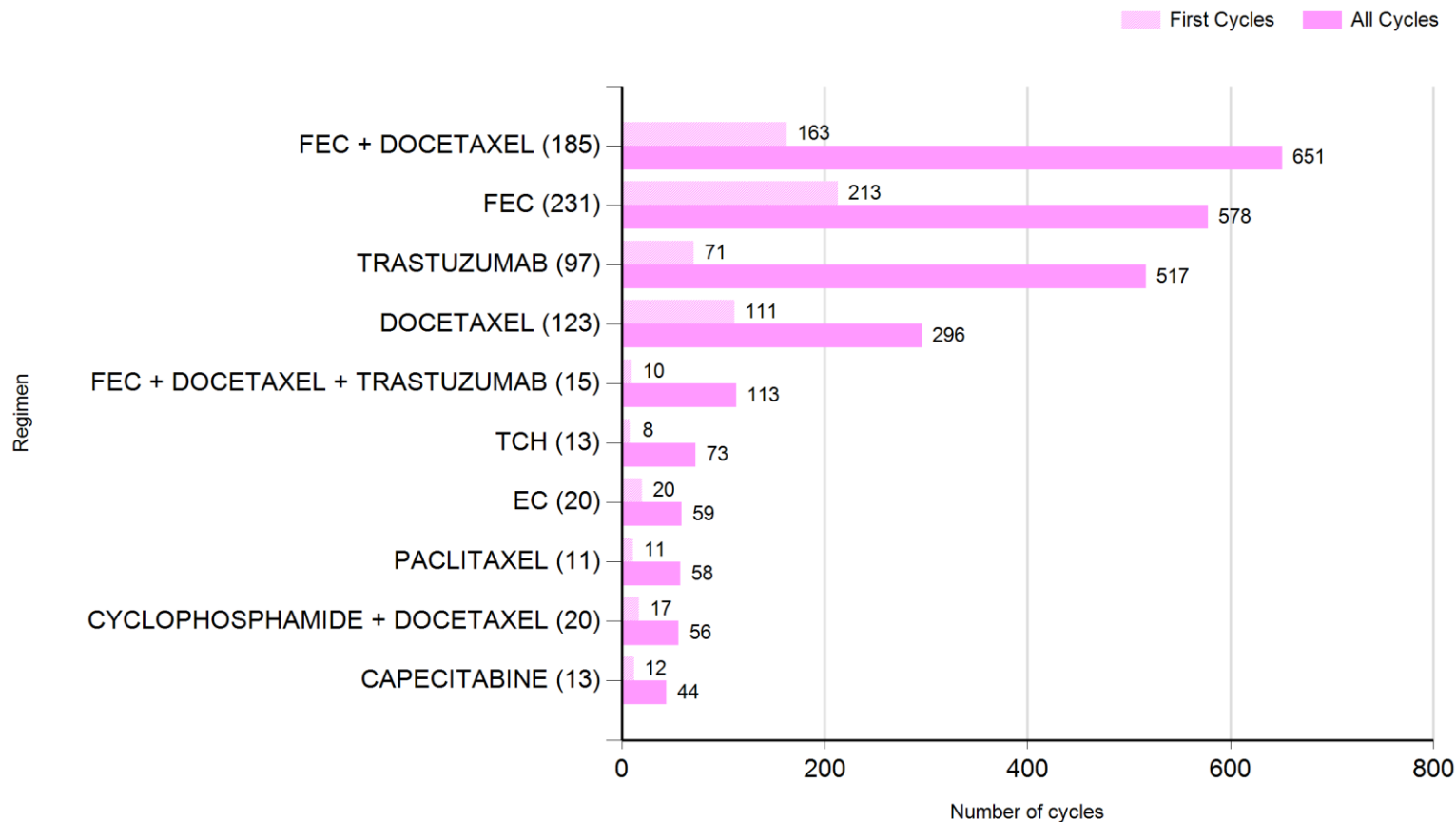
Top Regimens by Diagnostic Group

Breast - Curative (curative, adjuvant and neo-adjuvant)

ICD10: C50

All submitting trusts aggregated

Data received for January 2013 - December 2013. Patients aged 16 and over



Top Regimens by Diagnostic Group

Breast - Curative (curative, adjuvant and neo-adjuvant)

ICD10: C50

All submitting trusts aggregated

Data received for January 2013 - December 2013. Patients aged 16 and over

Table: List of top regimens

Regimen	Total Patients	First Cycles	Total Cycles
FEC + DOCETAXEL	185	163	651
FEC	231	213	578
TRASTUZUMAB	97	71	517
DOCETAXEL	123	111	296
FEC + DOCETAXEL + TRASTUZUMAB	15	10	113
TCH	13	8	73
EC	20	20	59
PACLITAXEL	11	11	58
CYCLOPHOSPHAMIDE + DOCETAXEL	20	17	56
CAPECITABINE	13	12	44
<i>Other (54 regimens, including 6 other TRIAL regimen and 6 unrecognised)</i>	123	87	376

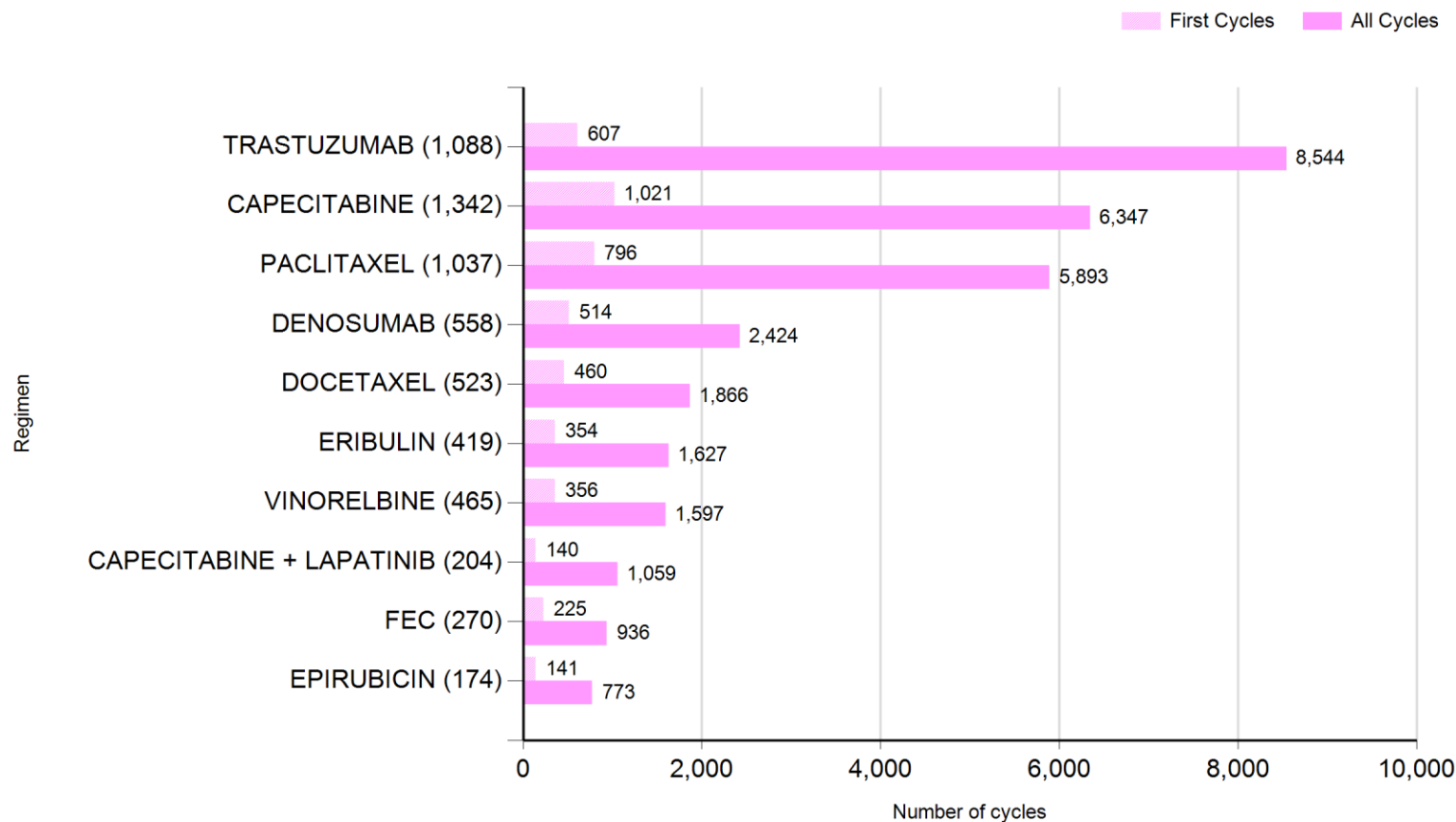
Top Regimens by Diagnostic Group

Breast - Palliative

ICD10: C50

All submitting trusts aggregated

Data received for January 2013 - December 2013. Patients aged 16 and over



Top Regimens by Diagnostic Group

Breast - Palliative

ICD10: C50


All submitting trusts aggregated

Data received for January 2013 - December 2013. Patients aged 16 and over

Table: List of top regimens

Regimen	Total Patients	First Cycles	Total Cycles
TRASTUZUMAB	1,088	607	8,544
CAPECITABINE	1,342	1,021	6,347
PACLITAXEL	1,037	796	5,893
DENOSUMAB	558	514	2,424
DOCETAXEL	523	460	1,866
ERIBULIN	419	354	1,627
VINORELBINE	465	356	1,597
CAPECITABINE + LAPATINIB	204	140	1,059
FEC	270	225	936
EPIRUBICIN	174	141	773
<i>Other (130 regimens, including 7 other TRIAL regimen and 20 unrecognised)</i>	1,836	1,420	7,502

- * Are Older People Receiving Cancer Drugs report published;
- * Latest SACT newsletter released



Latest Analysis Released

- **January – December 2013 published**
 - All England Top Regimens by Diagnostic Group on [website](#);
 - Provider level Top Regimens by Diagnostic Group on secure upload portal;
 - Regimen benchmarking reports of activity by tumour group and regimen, reported by individual trust by Area Team on secure upload portal;
- **30 – 60 Day Chemotherapy Mortality**
 - CIU is working with 3 hospitals across England to pilot initial 30-60 day mortality analysis;
 - All pilot sites have now been visited

Improving Stakeholder Communication

- CIU delivered SACT training to the NCRS Data Liaison team within the CKO – Disease Registration;
- Clinical workshop to be held on 19th March in London;
- CIU helpdesk continues to lead in discussions with trusts to ensure all trust chemotherapy activity is reported, and to provide guidance on key fields.
- Chief Executives from non compliant trusts have been contacted;

SACT Website

- Website updated regularly;
- Download all England analysis and data completeness reports;
- Interactive regimen analysis.

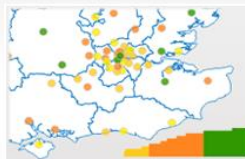
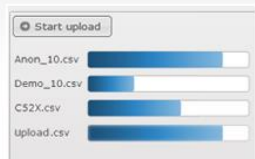
SACT Systemic Anti-Cancer Therapy Chemotherapy Dataset



SEARCH

Home About SACT FAQs About CIU SACT Training Reports Conferences

Welcome to the SACT Systemic Anti-Cancer Therapy Dataset website



How to upload your data

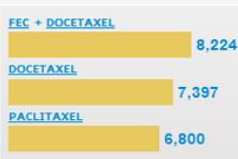
Watch a video and read step-by-step instructions on how to upload chemotherapy data

Data submissions

View details of which trusts have uploaded their data into the SACT system

Top regimens

View the most common regimens used to treat each type of cancer



Register and Submit

Register on portal [Register](#)

Access portal [Portal](#)

[What you need to do](#)

[Monthly Process](#)

[Monthly Submission](#)

[Timetable](#)

Helpdesk Info Snapshots and Training Information

[Click here to access snapshots and information on training](#)

SACT Data

[User Guidance](#)

[SACT summary business rules](#)

[Current Regimen List available through TRUD](#)

News and Bulletins

[Dec 2013 Bulletin](#)

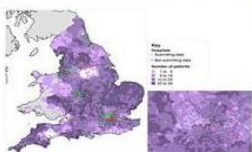
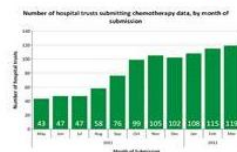
[1st Year Progress Report](#)

[1st Year Progress Poster](#)

This website brings together all current information on the Systemic Anti-Cancer Therapy (SACT) Dataset and its collection by the Chemotherapy Intelligence Unit (CIU). It provides guidance on the background to the dataset, what it covers and how to prepare for data submission via the [upload portal](#).

Latest Progress

-136 trusts submitted and approved data - Over 124,000 patients receiving treatment - CIU increase focus on data quality, data completeness and data quantity - CIU targeting stakeholders for feedback and support - Regimen mapping approach revisited -



Download the latest [CIU Highlight Report](#).

SACT Systemic Anti-Cancer Therapy
Chemotherapy Dataset

[Return to SACT website](#)

Top Regimens by Diagnostic Group

This report provides an overview of the most frequently administered regimens for the major tumour groups.

Choose which data to show

Cancer Group: Lung

Sub Group: All excl. Mesothelioma

[Create](#)

CARBOPLATIN + ETOPOSIDE 11,636

CARBOPLATIN + Pemetrexed 8,548

GENCARBO 7,895

CISPLATIN + Pemetrexed 6,036

ERLOTINIB 5,488

Report Type...
Top Regimens by Diagnostic Group
Diagnosis group...
Lung
Date range...
01/10/2012 to 30/09/2013

Things to note:

- The numbers shown represent the total number of cycles delivered of the specified. This includes first cycles
- This report excludes activity for patients under the age of 16 at the time of starting a regimen. This report reflects how data has been submitted to CIU
- Oral chemotherapy may be under-represented, particularly for haematological groups
- Data is missing as some trusts are providing incomplete data and others have yet to provide data
- All submitting trusts aggregated represent the total aggregated activity for all NHS hospital trusts that have submitted data at the time the report was produced