



Public Health
England

COSD Reporting Portal

Stephen Raynor and Barry Plewa

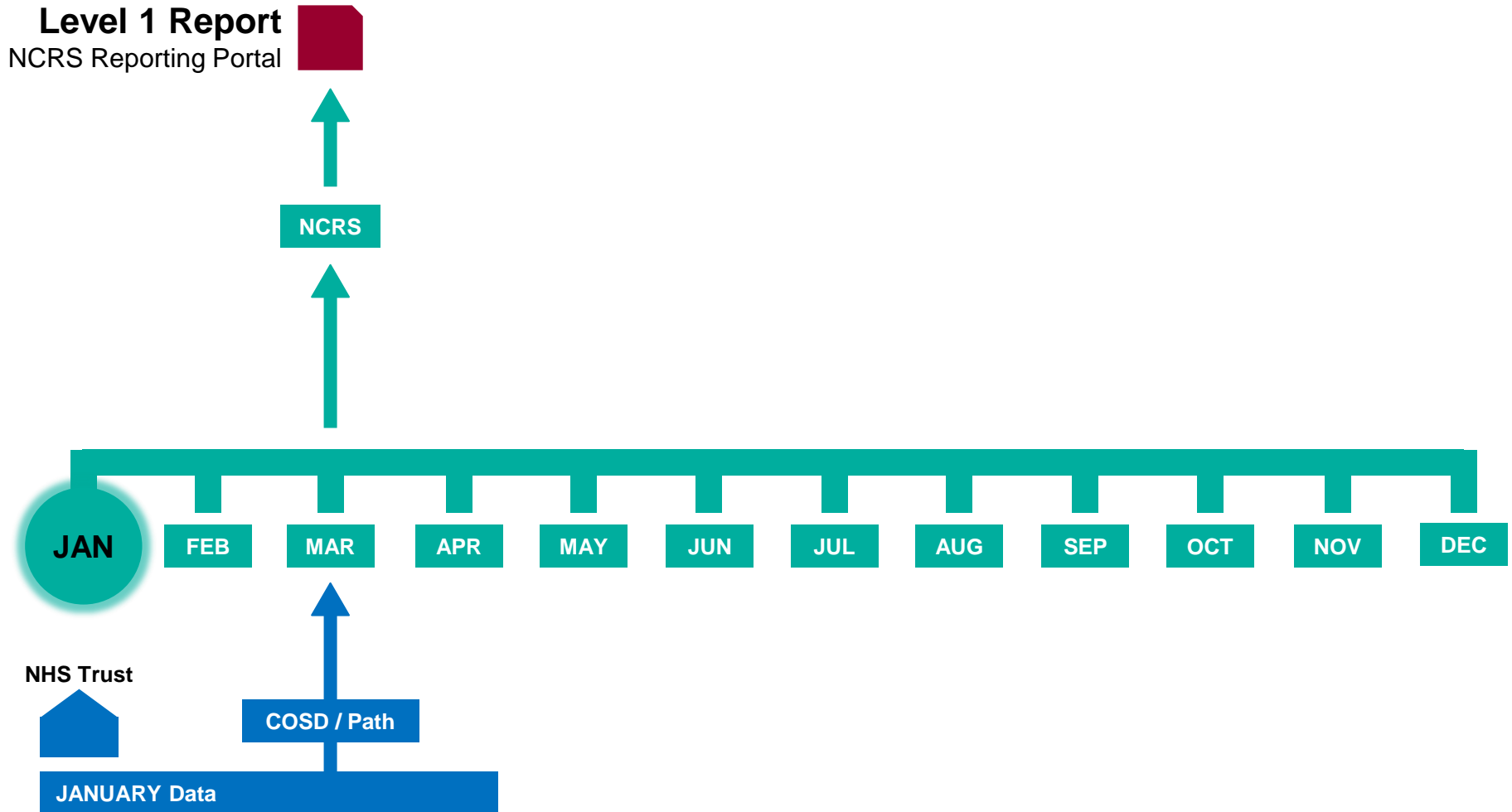
Head of Registration / Deputy Head of Registration

NCRS London



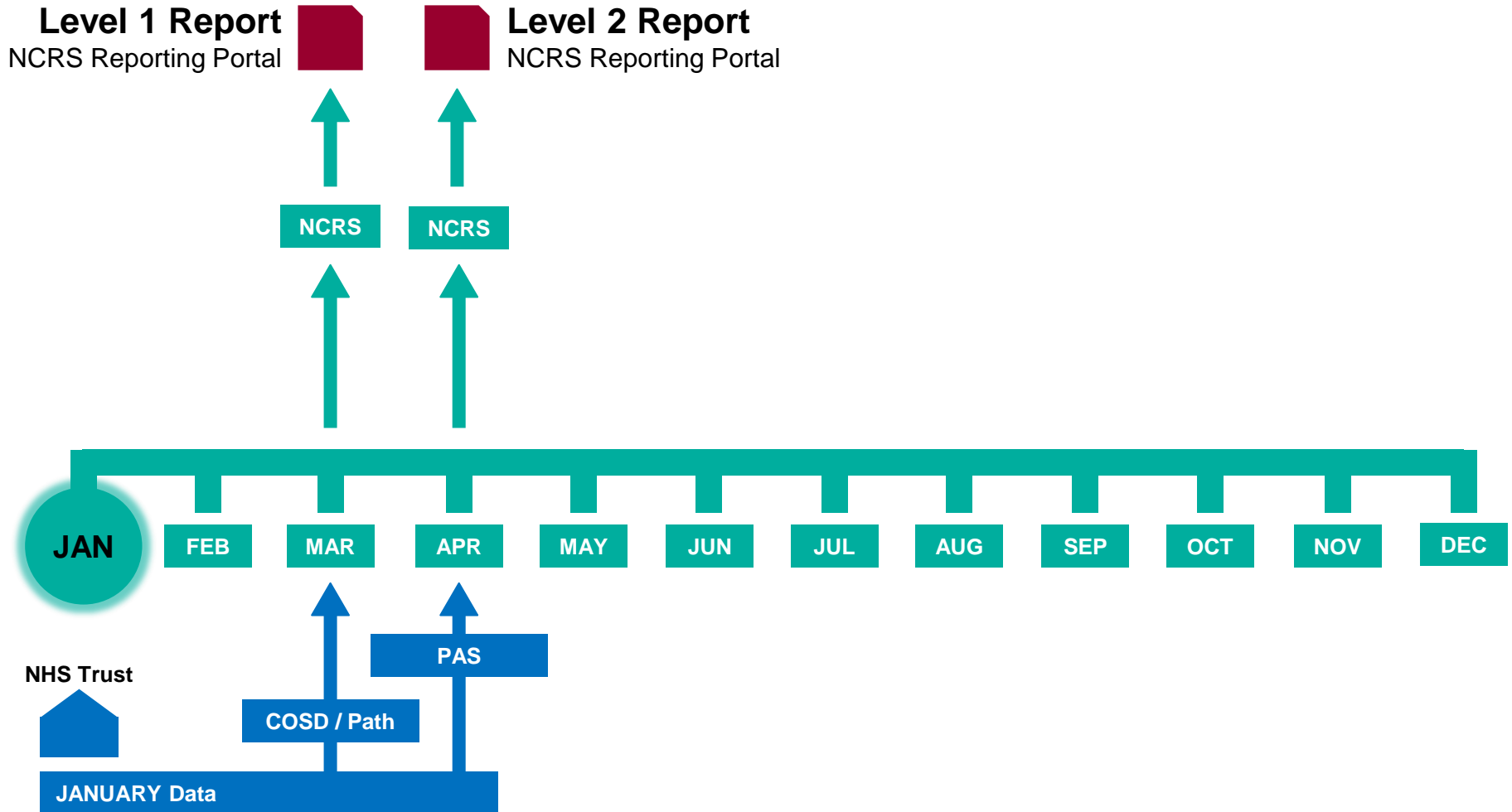
Public Health
England

January: Level 1



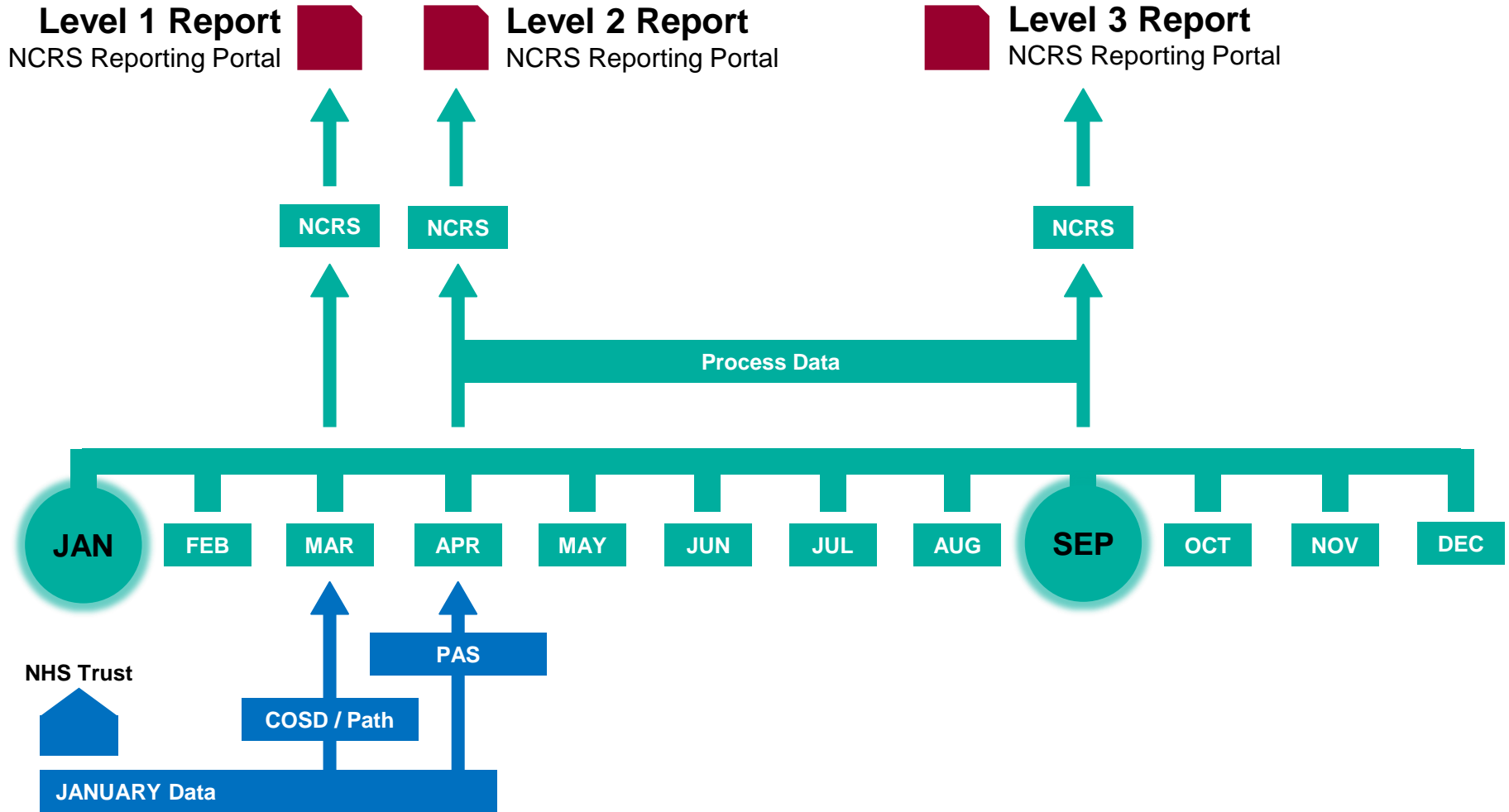


January: Level 2





January: Level 3





Public Health
England

COSD Portal

Demonstration



L2.2b – Stageable Lung Cancers discussed at MDT with a full stage (2013/14)

Updated 17th Sep 2014

Strategic Clinical Network	2013	2014
Cheshire and Mersey	95%	79%
London Cancer	93%	87%
Greater Manchester, Lancs & S Cumbria	93%	87%
South East Coast	90%	81%
London Cancer Alliance	89%	82%
Yorkshire and the Humber	89%	85%
Wessex	88%	82%
Thames Valley	85%	75%
West Midlands	81%	75%
East of England	80%	81%
North East, North Cumbria & N Yorks	80%	81%
South West	76%	69%
East Midlands	75%	72%



L2.1c – Stageable Lung Cancers diagnosed with a first treatment of surgery (2013)

Updated 17th Sep 2014

Strategic Clinical Network	2013
South West	27%
Greater Manchester, Lancs & S Cumbria	24%
West Midlands	21%
Yorkshire and the Humber	19%
Cheshire and Mersey	17%
North East, North Cumbria & N Yorks	14%
East Midlands	14%
East of England	13%
Wessex	12%
Thames Valley	12%
London Cancer	9%
South East Coast	8%
London Cancer Alliance	7%



L2.2b – Stageable Cancers discussed at MDT with a full stage (2013)

Updated 17th Sep 2014

Tumour Site	All England
Lung	86%
Head and Neck	72%
Colorectal	67%
Gynaecology	66%
Melanoma	63%
Oesophagogastric	58%
Breast	45%
Prostate	43%
Haematology	43%
Urology (Exc. Prostate)	40%



L2.1I – Lung Cancers discussed at MDT with a performance status (2013)

Updated 10th Sep 2014

Strategic Clinical Network	Completeness
Thames Valley	95%
Greater Manchester, Lancs & S Cumbria	92%
Cheshire and Mersey	92%
South East Coast	88%
East of England	84%
West Midlands	77%
South West	74%
Wessex	73%
East Midlands	66%
North East, North Cumbria & N Yorks	64%
Yorkshire and the Humber	48%
London Cancer	44%
London Cancer Alliance	38%




L2.1g – Lung Cancers diagnosed that had contact with a Clinical Nurse Specialist (2013)

Updated 10th Sep 2014

Strategic Clinical Network	Completeness
Wessex	58%
Thames Valley	44%
West Midlands	38%
Cheshire and Mersey	34%
Greater Manchester, Lancs & S Cumbria	33%
North East, North Cumbria & N Yorks	33%
South West	30%
East of England	29%
Yorkshire and the Humber	25%
South East Coast	25%
East Midlands	16%
London Cancer Alliance	12%
London Cancer	11%



Cancer Registration - 2012



Completed December 2013

Staging Completeness 80% across PHOF
tumour sites – Prostate, Breast, Lung,
Colorectal and Ovary

Enabling national analysis that was
previously impossible

1.1% improvement per year in survival
8.8% overall – Lung Cancers

NCRS/NCIN publication
Cancer survival in England by Stage for
2012



Cancer Registration – 13/14

Stageable Cancers Report - Financial Year 2013/2014
% of Stageable Cancers - Invasive Lung Cancers



2013 complete in December 2014

2014 aim to complete in “real time” (6 months post notification of diagnosis)

Staging Completeness 80% across 11 tumour sites –

Prostate, Breast, Lung, Colorectal, Ovary, Cervix, Uterus, Lymphoma, Melanoma, Kidney and Bladder

Reports and analysis offered within a timescale that makes them clinically relevant



NCRS Support

- London Metrics work
- Lung metrics, including the number of NSCLC treated with radical surgery and the number of SCLC treated within 2 weeks of diagnosis with chemotherapy
- COSD Level 4