



Public Health  
England

# COSD Reporting Portal

**Barry Plewa**

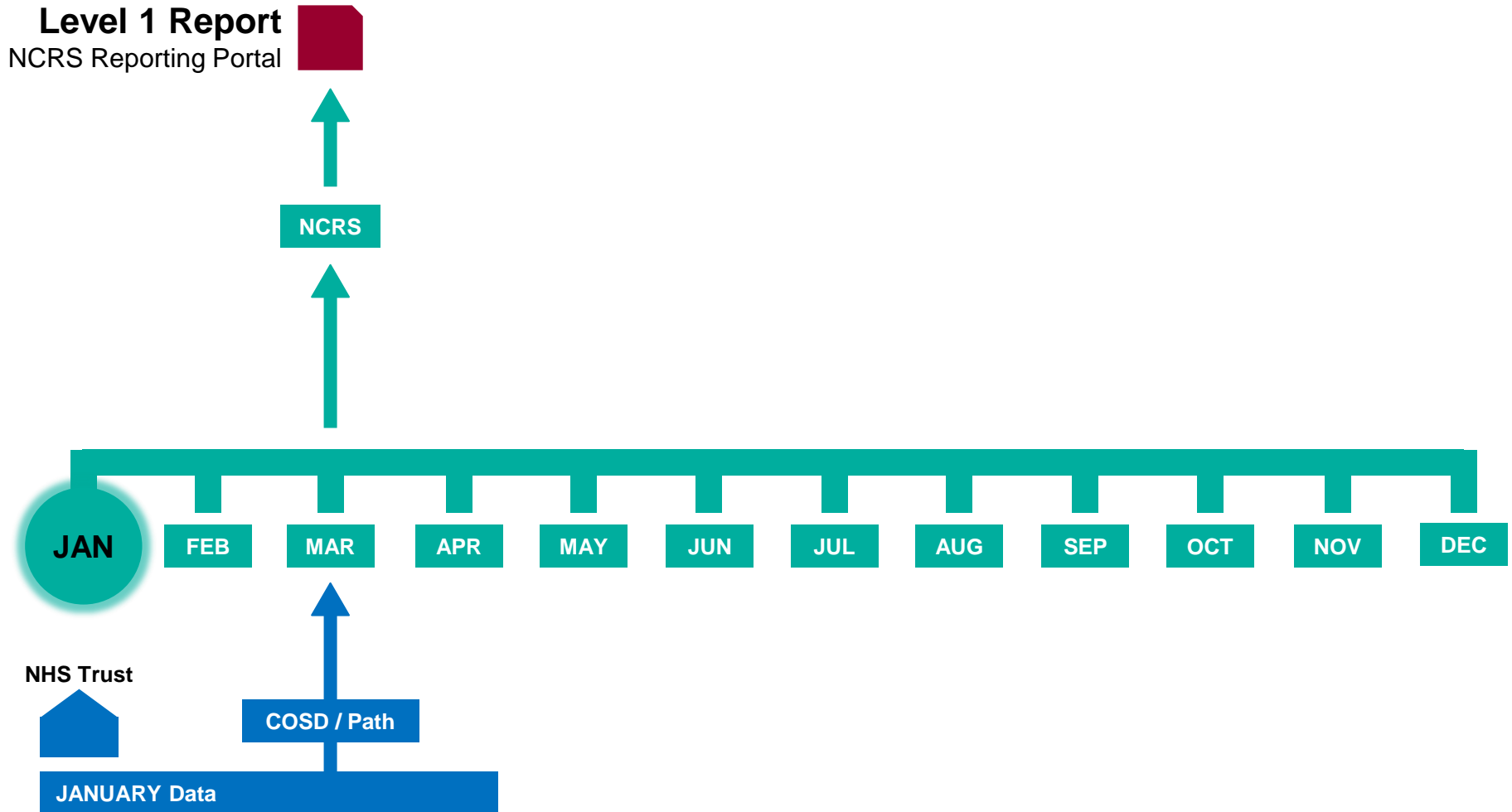
Deputy Head of Registration

NCRS London



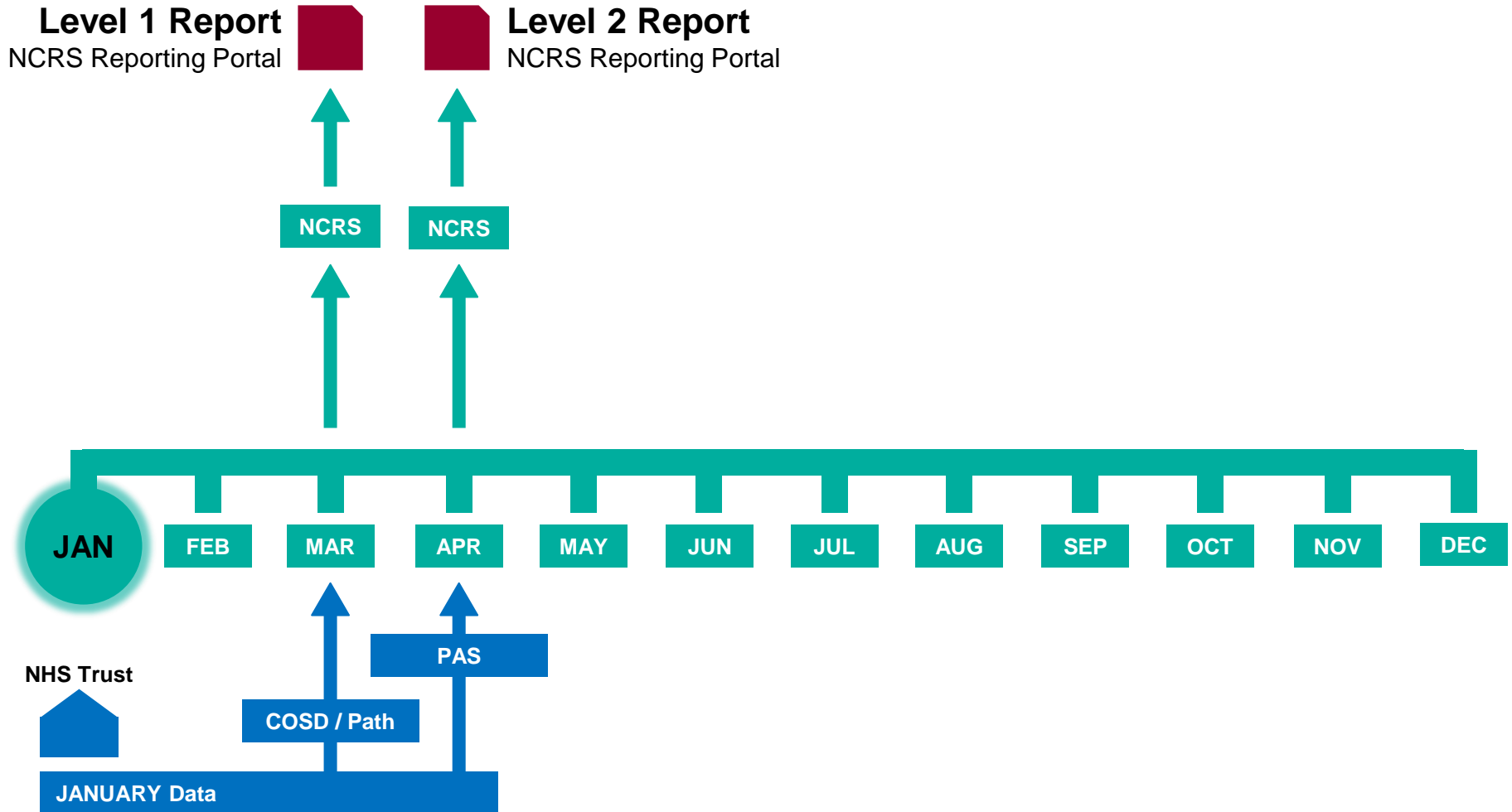
Public Health  
England

# January: Level 1



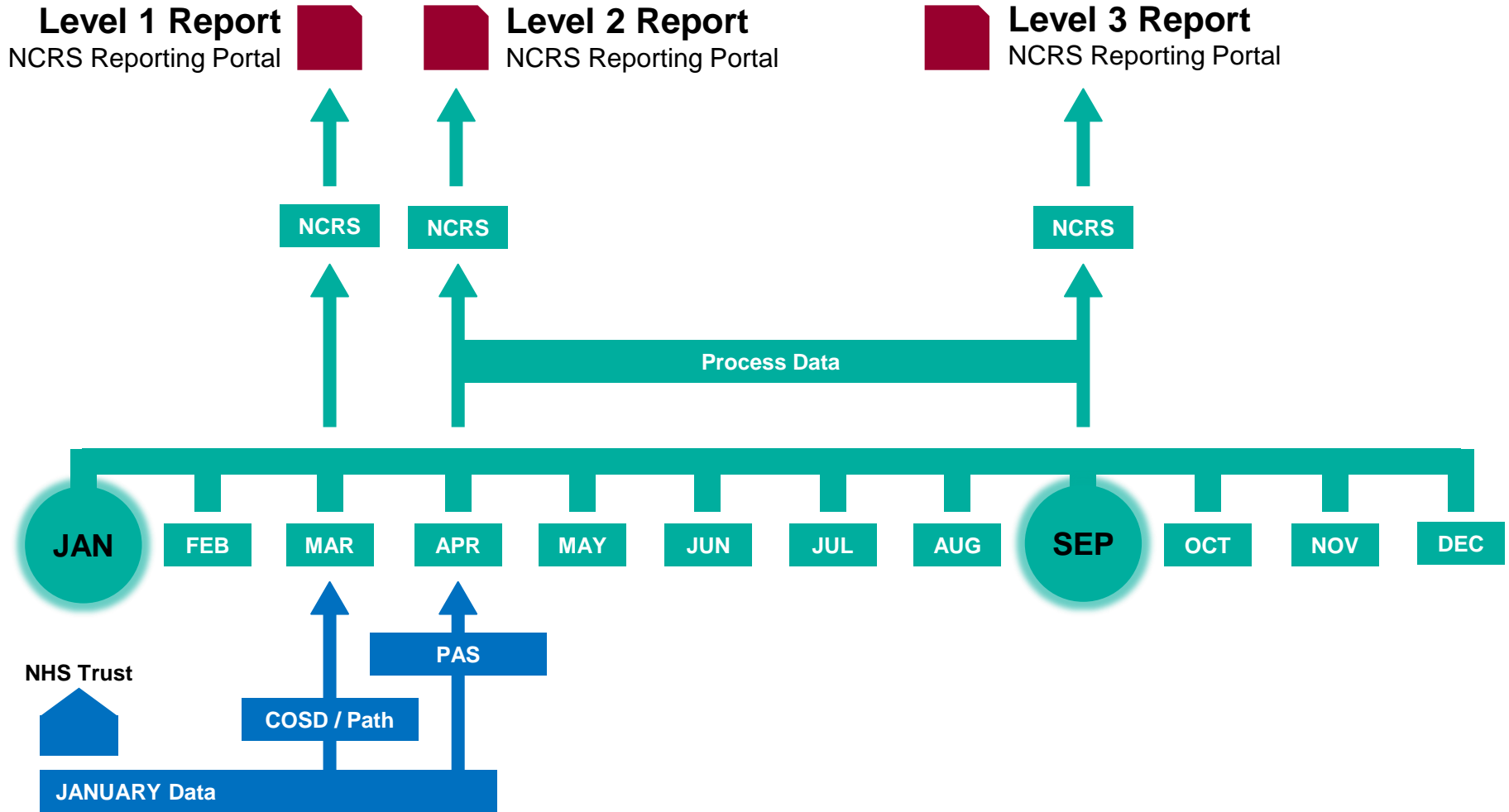


# January: Level 2





# January: Level 3





## L2.2b – Urological Cancers (excluding Prostate) discussed at MDT with a full stage (2013/14)

Strategic Clinical Network	2013	2014
London Cancer	71%	69%
Wessex	66%	53%
London Cancer Alliance	64%	62%
Greater Manchester, Lancs & S Cumbria	62%	50%
Cheshire and Mersey	61%	53%
South East Coast	40%	37%
South West	34%	31%
East Midlands	30%	40%
Yorkshire and the Humber	29%	33%
Thames Valley	21%	24%
West Midlands	21%	25%
East of England	20%	20%
North East, North Cumbria & N Yorks	16%	13%



## L2.2b – Prostate Cancers discussed at MDT with a full stage (2013/14)

Strategic Clinical Network	2013	2014
Cheshire and Mersey	71%	68%
London Cancer	70%	60%
Wessex	67%	55%
Greater Manchester, Lancs & S Cumbria	66%	49%
London Cancer Alliance	66%	68%
South West	50%	46%
South East Coast	49%	38%
East Midlands	45%	55%
Thames Valley	33%	35%
Yorkshire and the Humber	29%	32%
West Midlands	24%	29%
East of England	19%	20%
North East, North Cumbria & N Yorks	8%	10%



## L2.2b – Stageable Cancers discussed at MDT with a full stage (2013)

Updated 7<sup>th</sup> Oct 2014

Tumour Site	All England
Lung	86%
Head and Neck	72%
Colorectal	67%
Gynaecology	66%
Melanoma	63%
Oesophagogastric	58%
Breast	45%
<b>Prostate</b>	<b>43%</b>
Haematology	43%
<b>Urology (Exc. Prostate)</b>	<b>40%</b>



## L2.1I – Urological Cancers discussed at MDT with a performance status (2013)

Updated 7<sup>th</sup> Oct 2014

Strategic Clinical Network	Completeness
South East Coast	43%
East of England	41%
Thames Valley	41%
Greater Manchester, Lancs & S Cumbria	33%
North East, North Cumbria & N Yorks	32%
Cheshire and Mersey	26%
Yorkshire and the Humber	26%
London Cancer	25%
East Midlands	24%
Wessex	21%
London Cancer Alliance	19%
South West	16%
West Midlands	5%





## L2.1g – Urological Cancers diagnosed that had contact with a Clinical Nurse Specialist (2013)

Strategic Clinical Network	Completeness
North East, North Cumbria & N Yorks	35%
Cheshire and Mersey	31%
Thames Valley	30%
East of England	26%
Greater Manchester, Lancs & S Cumbria	25%
Yorkshire and the Humber	25%
Wessex	23%
London Cancer	19%
West Midlands	15%
South East Coast	14%
London Cancer Alliance	9%
South West	4%
East Midlands	1%



# National Prostate Cancer Audit (NPCA)

NELCN	Barking, Havering and Redbridge University Hospitals	Red	Green	Red	Red	
	Barts Health Trust					
	Homerton University	Green	Green	Green	Green	Green
NLCN	Barnet and Chase Farm Hospitals					
	Great Ormond Street Hospital For Children					
	Moorfields Eye Hospital					
	North Middlesex University Hospital					
	Royal Free Hampstead				Green	Green
	Royal National Orthopaedic Hospital					
	University College London Hospitals					
	Whittington Hospital	Green				
	NWLCN	Chelsea and Westminster Hospital				
Ealing Hospital						
Hillingdon Hospital		Green	Green	Green	Green	Green
Imperial College Healthcare		Red	Red	Red	Green	Green
North West London Hospitals						
Royal Brompton and Harefield						
West Middlesex University Hospital		Red	Red	Green		
SELCN	Guy's and St Thomas'					
	King's College - King's College Hospital					
	King's College - Princess Royal Bromley					
	Lewisham and Greenwich trust					
SWLCN	Epsom and St Helier University Hospitals	Red	Green	Green	Green	Green
	Kingston Hospital					
	Croydon Healthcare	Red	Green	Red	Green	Green
	Royal Marsden					
	St George's Healthcare	Red	Red	Red	Green	Green
KMCN	Dartford and Gravesham	Red		Red	Green	Green
	East Kent Hospitals		Yellow	Red	Green	Green
	Maidstone and Tunbridge Wells	Green	Green	Green	Green	Green
	Medway Hospital				Green	Green
	Queen Victoria Hospital					
SCN	Brighton and Sussex University Hospitals	Red	Red	Red	Green	
	East Sussex Healthcare		Green		Green	Green
	Western Sussex Hospitals (Worthing)		Green		Green	Green
SWSHCN	Ashford and St Peter's Hospitals	Red	Red	Red	Green	
	Frimley Park Hospital	Green	Green	Yellow	Red	Green
	Royal Surrey County Hospital					
	Surrey and Sussex Healthcare	Red	Red	Red	Green	Green
CSCCN	Western Sussex Hospitals (St Richards Hospital)	Green	Green	Green	Green	Green

Started April 2014

Feedback reports due to commence later this month

Reports on trust submissions status

Completeness of dataset




Public Health  
England

COSD Portal

# Demonstration



# Cancer Registration - 2012



Completed December 2013

Staging Completeness 80% across PHOF  
tumour sites – Prostate, Breast, Lung,  
Colorectal and Ovary

Enabling national analysis that was  
previously impossible

NCRS/NCIN publication  
Cancer survival in England by Stage for  
2012



# Cancer Registration – 13/14

Stageable Cancers Report - Financial Year 2013/2014  
% of Stageable Cancers - Invasive Lung Cancers



2013 complete in December 2014

2014 aim to complete in “real time” (6 months post notification of diagnosis)

Staging Completeness 80% across 11 tumour sites –

Prostate, Breast, Lung, Colorectal, Ovary, Cervix, Uterus, Lymphoma, Melanoma, Kidney and Bladder

Reports and analysis offered within a timescale that makes them clinically relevant